


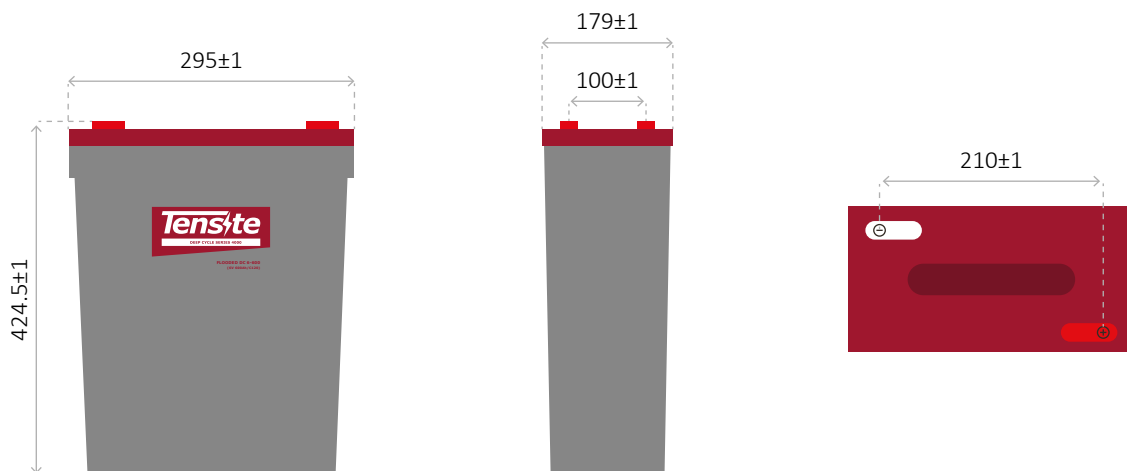




CHARACTERISTICS

-  Ideal for any type of use.
-  Great performance due to its Deep Cycle technology.
-  Perfect to use as accumulator in photovoltaic installations.

DIMENSIONS



DEEP CYCLE GEL BATTERY 6V 600AH



DEEP CYCLE SERIES BATTERY

The Tensite deep cycle gel battery adopts the advanced nano gel electrolyte with super-C additive plus heavy duty plates design inside. It has a longer service life even deep cycle discharge use and can provide optimum and reliable service under extreme condition such as high temperature and frequent power failure, thus it is highly suited for tropical area in outdoor applications such as Telecom BTS stations and Off-grid PV system.

APPLICATION

- BTS Stations
- Solar and Wind energy system
- UPS system
- Telecom systems

GENERAL FEATURES

- Able to operate at 40-60°C
- Integrated design to ensure the best uniformity and reliability
- Longer life and higher stability under high temperature environment (no air-con needed)
- Super-C additives: Deep discharge recovery capability.

TECHNICAL SPECIFICATIONS

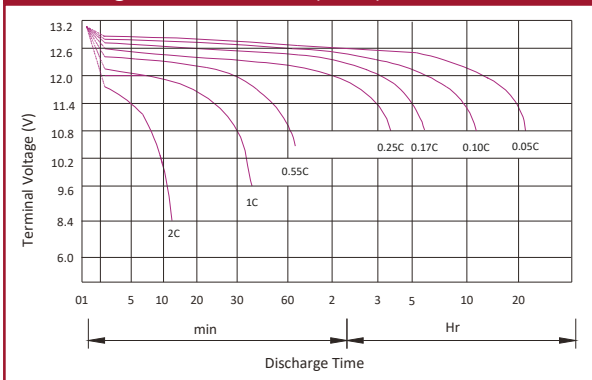
BATTERY MODEL	Nominal voltage		6V	
	Rated capacity (120 hour rate)		600Ah	
	Cells Per battery		6	
DIMENSION	Length 295 mm	Width 178 mm	Height 404 mm	Total Height 424 mm
APPROX. WEIGHT	57.0 kg ± 3%			
CAPACITY @ 25°C	10 hour rate (37.8A, 5.8V) 380 Ah	5 hour rate (66.8A, 5.25V) 340 Ah	1 hour rate (233.3A, 4.8V) 233.3 Ah	
MAX. DISCHARGE CURRENT	1260 A (5 sec.)			
INTERNAL RESISTANCE	Full charged Vat 25°C: Approx. 1.5mΩ			
CAPACITY AFFECTED BY TEMP. (10 HR)	40°C 108%	25°C 100%	0°C 90%	-15°C 70%
SELF DISCHARGE @25°C	3% per month			
CHARGE METHOD @25°C	Standby Use 6.8-6.9V (Initial charging current less than 84A)		Cycle Use 7.2-7.45V	

BATTERY DISCHARGE TABLE

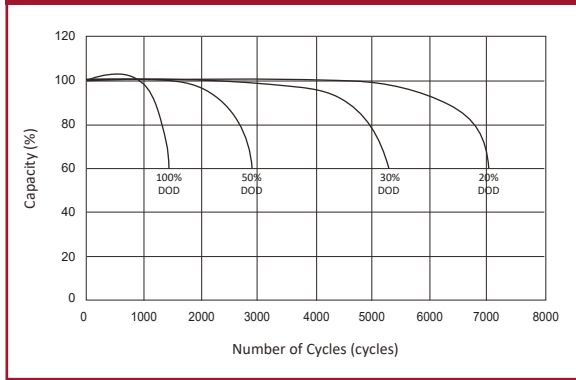
CONSTANT CURRENT (AMP) AND CONSTANT POWER (WATT) DISCHARGE TABLE AT 25 °C

F.V / TIME	15 min	30 min	45 min	30 min	2 hr	3 hr	4 hr	5 hr	8 hr	10 hr	20 hr	
1.60	A	540.5	344.2	254.1	233.3	148.1	104.0	70.7	46.7	41.6	22.6	5.03
	W	1040.5	662.6	489.1	449.1	285.0	200.1	136.1	89.8	80.0	43.7	9.69
1.65	A	530.7	337.9	249.5	229.1	145.4	102.1	69.4	45.8	40.8	22.2	4.94
	W	1021.6	650.5	480.2	441.0	279.9	196.5	133.6	88.2	78.6	42.9	9.51
1.70	A	520.9	331.7	244.9	224.8	142.7	100.2	68.1	45.0	40.1	21.8	4.85
	W	1002.7	638.5	471.4	432.8	274.7	192.8	131.1	86.6	77.1	42.0	9.33
1.75	A	511.1	325.4	240.2	220.6	140.0	98.3	66.8	44.1	39.3	21.4	4.76
	W	983.8	626.4	462.5	424.6	269.5	189.2	128.6	84.9	75.7	41.2	9.15
1.80	A	491.4	312.9	231.0	212.1	134.6	94.5	64.3	42.4	37.8	21.0	4.66
	W	945.9	602.3	444.7	408.3	259.1	181.9	123.7	81.7	72.8	40.4	8.97

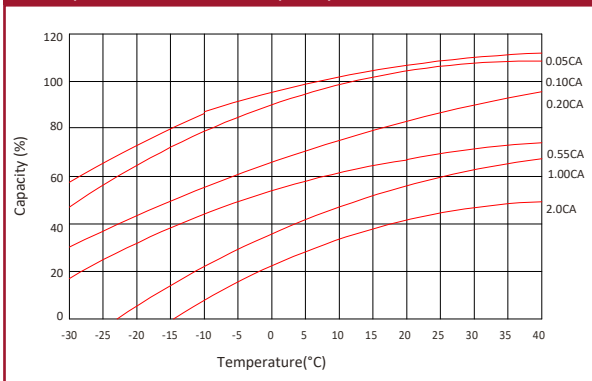
Discharge characteristics (25°C)



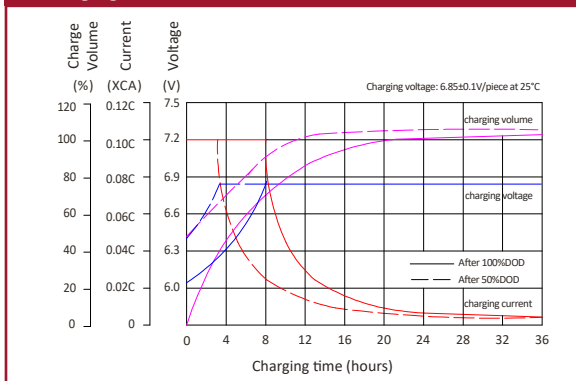
Cycle life vs. Depth of discharge (25°C)



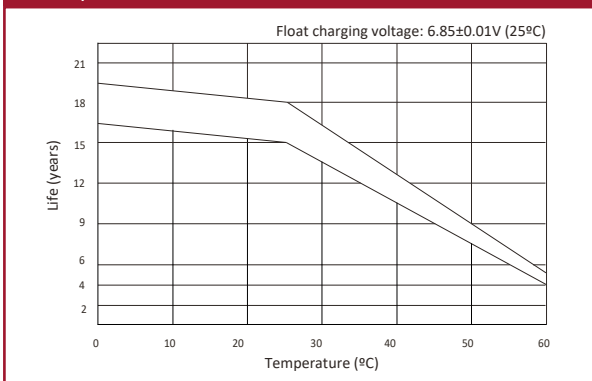
Temperature effect on capacity



Charging characteristics



Temperature effects on float life



Temperature effect on battery self-discharge

