



### CHARACTERISTICS



Compact size ideal for any type of use.

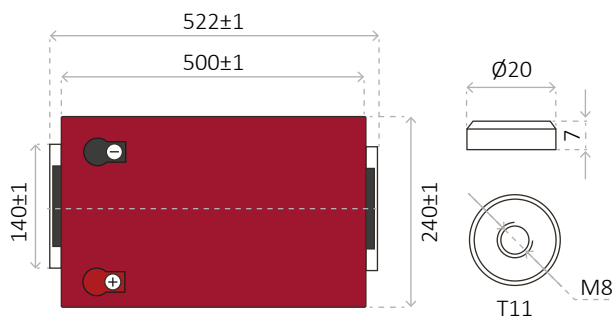
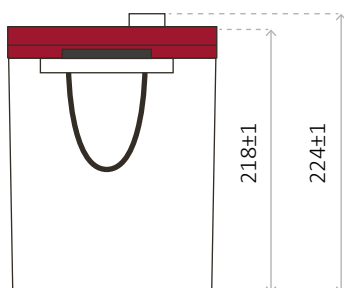


Great performance due to its deep discharge cycle life.



Perfect to use as accumulator in photovoltaic installations.

### DIMENSIONS



## GEL BATTERY 12V 250 AH

### GEL SERIES BATTERY

GEL series batteries are manufactured with special separators and silica gel immobilizing the electrolyte inside the battery. The proven silica gel technology can improve battery cycle life and performance at wider temperature range. The deep discharge cycle life is increased 50% compared normal battery.



### APPLICATION

- Emergency Power System
- Communication equipment
- Telecommunication systems
- Uninterruptible power supplies
- Power tools
- Marine equipment
- Medical equipment
- Solar and wind power system

### GENERAL FEATURES

- Safety Sealing
- Non-spillable construction
- High power density
- Excellent recovery from Deep discharge
- Thick plates and high active materials
- Longer life and low self-discharge design

### TECHNICAL SPECIFICATIONS

<b>BATTERY MODEL</b>	<b>Nominal voltage</b>		12V	
	<b>Rated capacity (100 hour rate)</b>		250Ah	
	<b>Cells Per battery</b>		6	
<b>DIMENSION</b>	<b>Length</b>	<b>Width</b>	<b>Height</b>	<b>Total Height</b>
	522 mm	240 mm	218 mm	224 mm
<b>APPROX. WEIGHT</b>	57.0 kg ± 3%			
<b>CAPACITY @ 25°C</b>	<b>10 hour rate (20.0A)</b>	<b>5 hour rate (34.6A)</b>	<b>3 hour rate (52.4A)</b>	<b>1 hour rate (122.8A)</b>
	200.0 Ah	173.0 Ah	157.2 Ah	122.8 Ah
<b>MAX. DISCHARGE CURRENT</b>	2000 A (5 sec.)			
<b>INTERNAL RESISTANCE</b>	Full charged Vat 25°C: Approx. 2.1mΩ			
<b>CAPACITY AFFECTED BY TEMP. (10 HR)</b>	<b>40°C</b>	<b>25°C</b>	<b>0°C</b>	
	103%	100%	86%	
<b>CHARGE METHOD @25°C</b>	<b>Cycle Use</b>		<b>Standby Use</b>	
	14.1-14.4V (Initial charging current less than 27A)		13.50-13.80V	

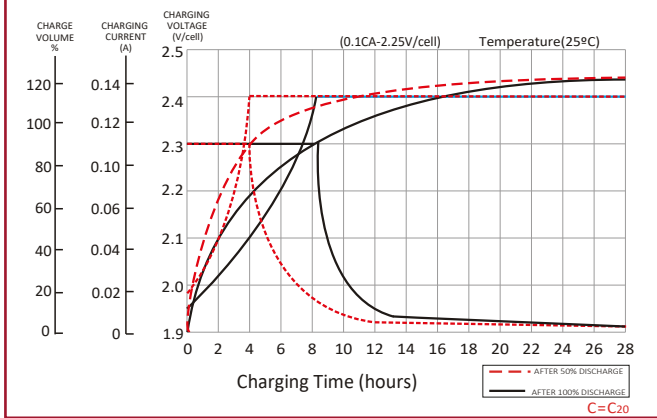
### BATTERY DISCHARGE TABLE

**CONSTANT CURRENT (AMP) AND CONSTANT POWER (WATT) DISCHARGE TABLE AT 25 °C**

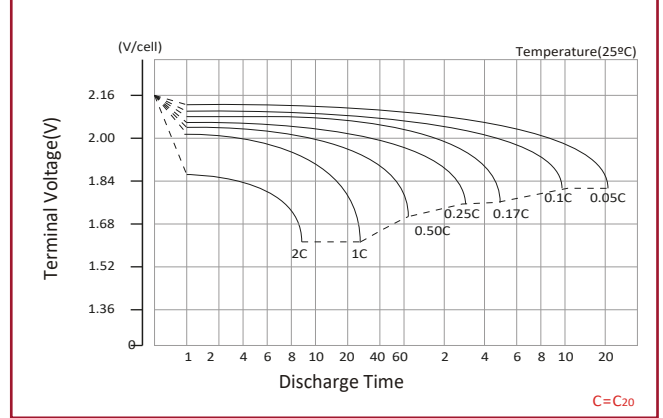
F.V / TIME		10 min	15 min	30 min	60 min	3 h	5 h	10 h	20 h
1.80	A	431.78	328.03	221.51	124.13	51.99	35.75	19.66	10.61
	W	781.95	606.20	411.12	231.26	97.48	67.83	38.61	20.92
1.75	A	447.38	334.65	225.81	129.03	53.76	36.56	20.00	10.75
	W	816.90	624.13	424.30	242.85	101.61	69.97	39.60	21.38
1.70	A	474.56	347.89	229.04	129.55	54.30	37.14	20.42	11.02
	W	876.98	654.40	434.03	247.31	104.10	71.99	40.92	22.10
1.65	A	484.12	356.72	231.19	130.20	55.10	37.84	20.92	11.40
	W	900.94	678.84	442.96	237.87	106.69	74.01	42.45	23.22
1.60	A	503.24	367.75	236.56	131.10	56.45	39.12	21.80	11.82
	W	943.57	704.25	457.05	255.38	110.20	77.06	44.71	24.41

## BATTERY CHARACTERISTICS

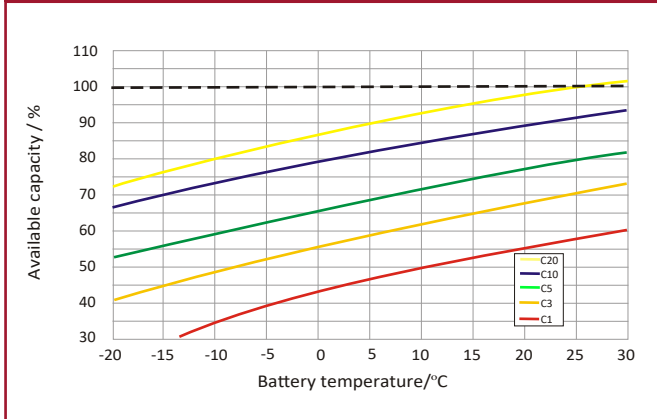
### Float charging characteristics



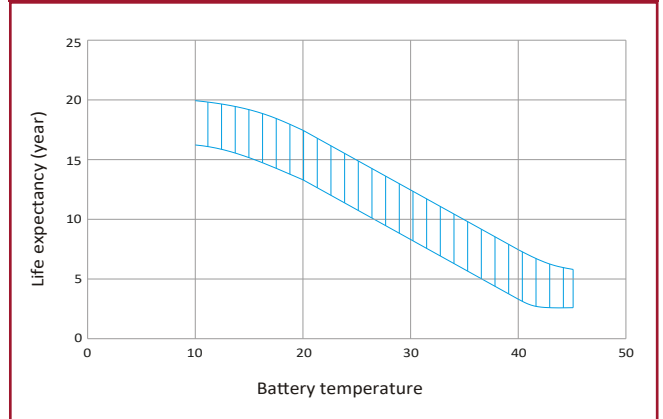
### Discharge characteristics



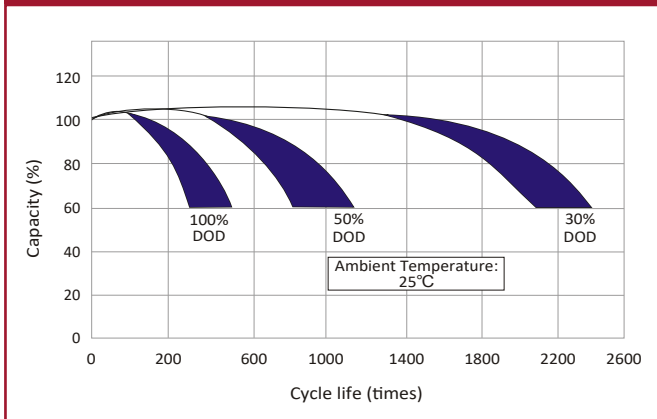
### Temperature effects in relation to battery capacity



### Effect of temperature on long term float life



### Cycle life in relation to depth discharge



### General relation of capacity vs. storage time

