



CHARACTERISTICS



Compact size ideal for any type of use.

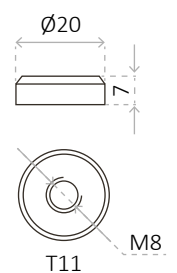
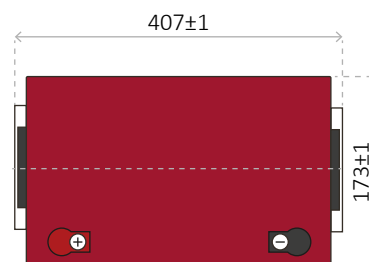
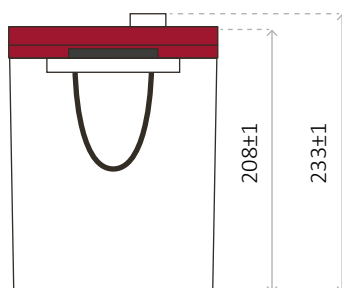



Great performance due to its deep discharge cycle life.



Perfect to use as accumulator in photovoltaic installations.

DIMENSIONS



GEL BATTERY 12V 150 AH

GEL SERIES BATTERY

GEL series batteries are manufactured with special separators and silica gel immobilizing the electrolyte inside the battery. The proven silica gel technology can improve battery cycle life and performance at wider temperature range. The deep discharge cycle life is increased 50% compared normal battery.



APPLICATION

- Emergency Power System
- Communication equipment
- Telecommunication systems
- Uninterruptible power supplies
- Power tools
- Marine equipment
- Medical equipment
- Solar and wind power system

GENERAL FEATURES

- Safety Sealing
- Non-spillable construction
- High power density
- Excellent recovery from Deep discharge
- Thick plates and high active materials
- Longer life and low self-discharge design

TECHNICAL SPECIFICATIONS

BATTERY MODEL	Nominal voltage		12V	
	Rated capacity (100 hour rate)		150Ah	
	Cells Per battery		6	
DIMENSION	Length	Width	Height	Total Height
	407 mm	173 mm	208 mm	233 mm
APPROX. WEIGHT	33.5 kg ± 3%			
CAPACITY @ 25°C	10 hour rate (12.0A)	5 hour rate (21.0A)	3 hour rate (31.8A)	1 hour rate (77.5A)
	120.0 Ah	105.2 Ah	95.4 Ah	77.5 Ah
MAX. DISCHARGE CURRENT	1170 A (5 sec.)			
INTERNAL RESISTANCE	Full charged Vat 25°C: Approx. 4.8mΩ			
CAPACITY AFFECTED BY TEMP. (10 HR)	40°C	25°C	0°C	
	103%	100%	86%	
CHARGE METHOD @25°C	Cycle Use		Standby Use	
	14.4-15.0V (Initial charging current less than 27A)		13.50-13.80V	

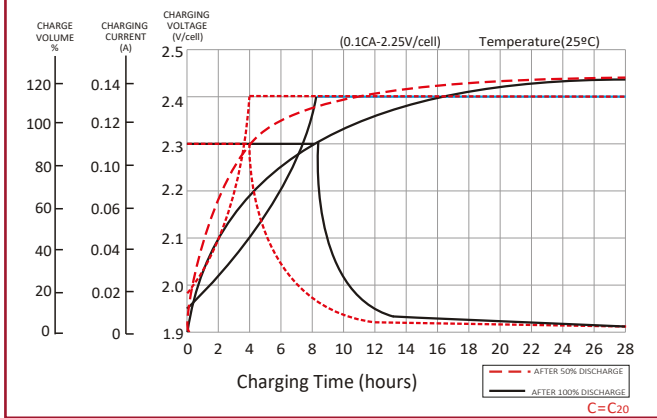
BATTERY DISCHARGE TABLE

CONSTANT CURRENT (AMP) AND CONSTANT POWER (WATT) DISCHARGE TABLE AT 25 °C

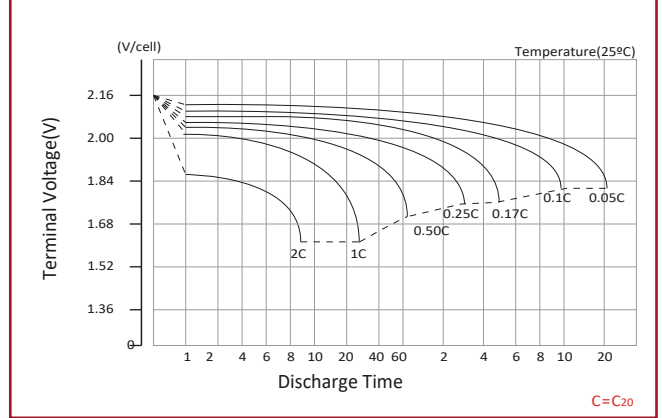
F.V / TIME		20 min	30 min	45 min	60 min	2 h	3 h	4 h	5 h	6 h	7 h	8 h	9 h	10 h	20 h
1.85	A	110.0	86.3	65.9	55.1	35.0	26.7	22.1	19.1	16.4	14.6	13.1	12.0	11.3	6.24
	W	210.5	166.3	127.7	107.3	68.3	52.2	43.4	37.6	32.6	28.9	26.1	23.9	22.6	12.5
1.80	A	126.0	96.5	72.6	60.8	37.8	28.6	23.4	20.0	17.3	15.2	13.8	12.6	11.9	6.50
	W	238.0	184.1	139.8	117.8	73.6	55.7	45.8	39.4	34.1	30.2	27.3	25.1	23.6	13.0
1.75	A	141.6	106.1	78.5	65.1	40.1	30.2	24.5	20.8	17.9	15.8	14.2	13.0	12.1	6.63
	W	264.5	200.7	150.1	125.5	77.8	58.8	47.9	40.8	35.2	31.2	28.1	25.8	24.0	13.2
1.70	A	152.5	113.6	83.4	68.9	42.5	31.4	25.3	21.5	18.5	16.3	14.6	13.3	12.4	6.71
	W	281.8	213.0	158.2	132.0	82.0	61.0	49.3	41.9	36.3	32.1	28.9	26.5	24.6	13.4
1.67	A	158.7	118.0	86.3	71.5	43.6	32.4	25.9	21.9	18.8	16.5	14.9	13.5	12.5	6.78
	W	290.0	219.0	162.7	136.2	83.7	62.7	50.4	42.7	36.8	32.5	29.3	26.7	24.8	13.5
1.60	A	172.0	126.4	92.7	75.9	45.4	33.7	26.9	22.6	19.3	16.9	15.1	13.8	12.8	6.88
	W	310.8	232.2	173.4	143.9	86.7	64.9	52.1	43.9	37.6	33.1	29.7	27.3	25.3	13.6

BATTERY CHARACTERISTICS

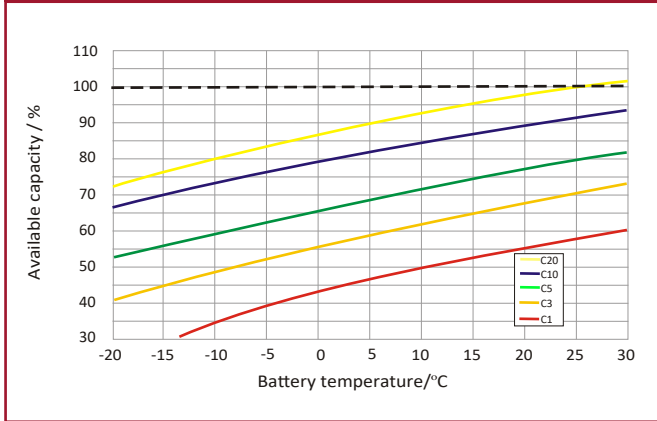
Float charging characteristics



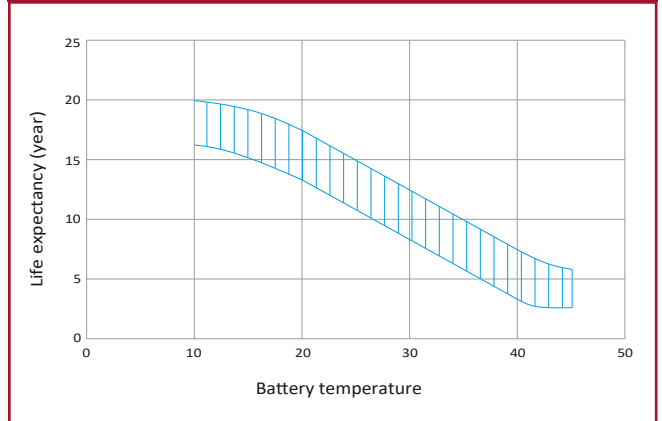
Discharge characteristics



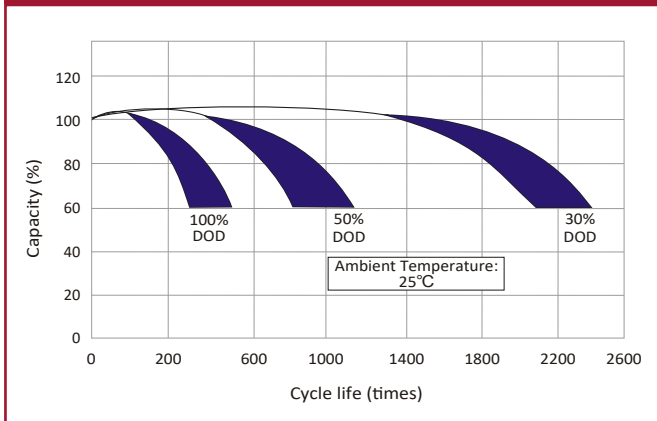
Temperature effects in relation to battery capacity



Effect of temperature on long term float life



Cycle life in relation to depth discharge



General relation of capacity vs. storage time

