

UC 115-12

12V 115AH

Deep Cycle

Ultracell®

'Quality in Every Language'

UC115-12



Physical Specification

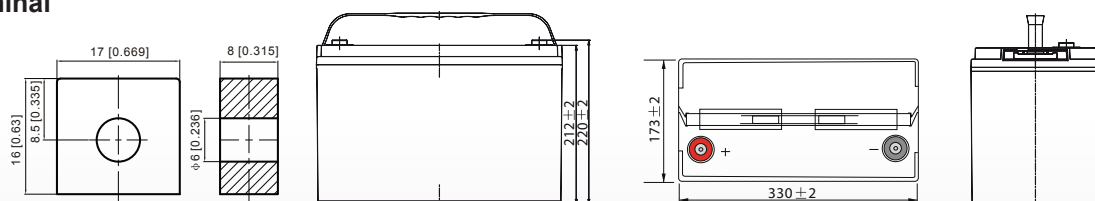
Part Number:	UC115-12
Length:	330 ± 2 mm (12.99 inches)
Width:	173 ± 2 mm (6.81 inches)
Container Height:	212 ± 2 mm (8.35 inches)
Total Height (with terminal):	220 ± 2 mm (8.66 inches)
Approx Weight:	Approx 30.4kg (67.0lbs)

Specifications

	Normal Voltage	12V
	Normal Capacity (100HR)	115.0AH
Terminal Type	Standard Terminal	F10
	Optional Terminal	F11
Container Material	Standard Option	ABS
	Flame Retardant Option (FR)	ABS(UL94:VO)
Rated Capacity	107.2 AH/5.36A	(20hr, 1.80V/cell, 25°C / 77°F)
	100.0 AH/10.0A	(10hr, 1.80V/cell, 25°C / 77°F)
	87.7 AH/17.5A	(5hr, 1.75V/cell, 25°C / 77°F)
	79.5 AH/26.5A	(3hr, 1.75V/cell, 25°C / 77°F)
	64.6 AH/64.6A	(1hr, 1.60V/cell, 25°C / 77°F)
Max Discharge Current	1200A (5s)	
Internal Resistance	Approx 4.9mΩ	
Discharge Characteristics	Operating Temp. Range	Discharge: -15 ~ 50°C (5 ~ 122°F)
		Charge: 0 ~ 40°C (5 ~ 104°F)
		Storage: -15 ~ 40°C (5 ~ 104°F)
	Nominal Operating Temp. Range	25 ± 3°C (77 ± 5°F)
	Cycle Use	Initial Charging Current less than 30.0A. Voltage 14.4V ~ 15.0V at 25°C (77°F) Temp. Coefficient -30mV/°C
	Standby Use	No limit on Initial Charging Current Voltage 13.5V ~ 13.8V at 25°C (77°F) Temp. Coefficient -20mV/°C
Capacity affected by Temperature	40°C (104°F) 103%	
	25°C (77°F) 100%	
	0°C (32°F) 86%	
Design Floating Life at 20°C	12 Years	
Self Discharge	Ultracell batteries may be stored for up to 6 months at 25°C(77°F) and then a refresh charge is required. For higher temperatures the time interval will be shorter.	

Dimensions

F10 Terminal



ALL DATA IS SUBJECT TO CHANGE WITHOUT NOTICE

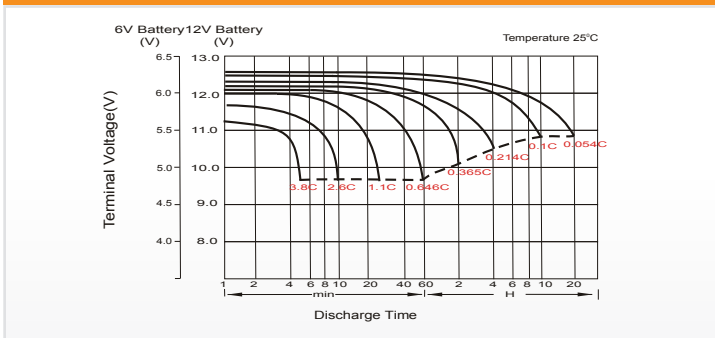
Constant Current Discharge (Amperes) at 25°C (77°F)

F.V/Time	10 min	15 min	20 min	30 min	45 min	1h	2h	3h	4h	5h	6h	8h	10h	20h
1.85V/cell	146.4	123.2	107.7	77.5	61.5	49.9	31.0	24.2	19.6	15.9	13.9	11.3	9.4	5.31
1.80V/cell	187.1	148.9	127.3	91.4	71.6	55.9	33.9	26.0	20.9	17.1	14.9	12.0	10.0	5.36
1.75V/cell	205.6	162.6	136.9	94.9	74.3	58.5	35.1	26.5	21.4	17.5	15.3	12.2	10.1	5.41
1.70V/cell	224.1	173.6	143.9	98.8	77.2	60.4	36.5	27.2	22.0	18.0	15.6	12.4	10.2	5.51
1.65V/cell	241.8	184.6	152.8	104.2	79.2	62.4	37.5	28.4	22.7	18.5	16.0	12.6	10.4	5.58
1.60V/cell	262.5	197.4	162.8	110.0	82.5	64.6	38.8	29.3	23.4	19.1	16.3	12.7	10.5	5.61

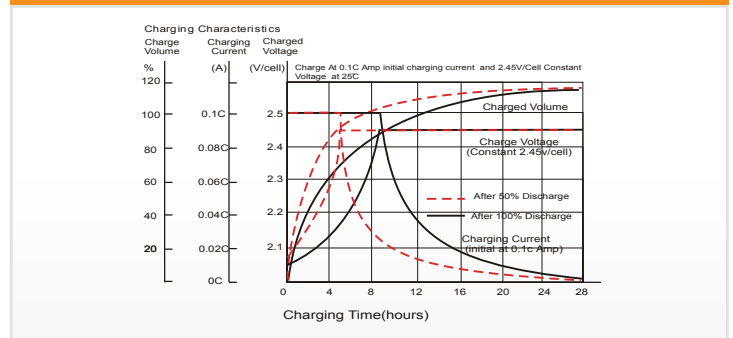
Constant Power Discharge (Watts) at 25°C (77°F)

F.V/Time	10 min	15 min	20 min	30 min	45 min	1h	2h	3h	4h	5h	6h	8h	10h	20h
1.85V/cell	273.2	232.3	205.2	148.8	119.0	96.9	60.4	47.2	38.4	31.3	27.4	22.4	18.7	10.6
1.80V/cell	344.4	276.5	238.8	173.5	137.3	107.9	65.6	50.6	40.8	33.5	29.3	23.7	19.8	10.7
1.75V/cell	373.8	299.1	254.8	179.3	141.8	112.5	67.8	51.4	41.6	34.3	30.1	24.1	20.0	10.8
1.70V/cell	401.7	316.9	266.3	185.8	147.0	115.7	70.3	52.7	42.6	35.1	30.7	24.5	20.2	11.0
1.65V/cell	430.4	334.8	281.5	195.2	150.2	119.2	72.1	54.8	44.0	36.0	31.3	24.8	20.6	11.1
1.60V/cell	459.4	353.8	296.8	204.0	155.1	122.5	74.1	56.2	45.1	37.0	31.9	25.0	20.8	11.2

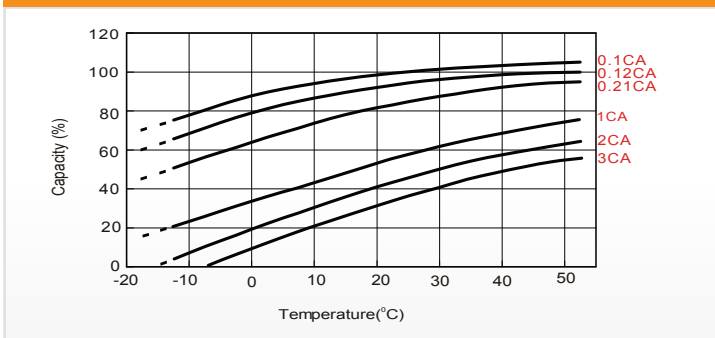
Discharge Characteristics



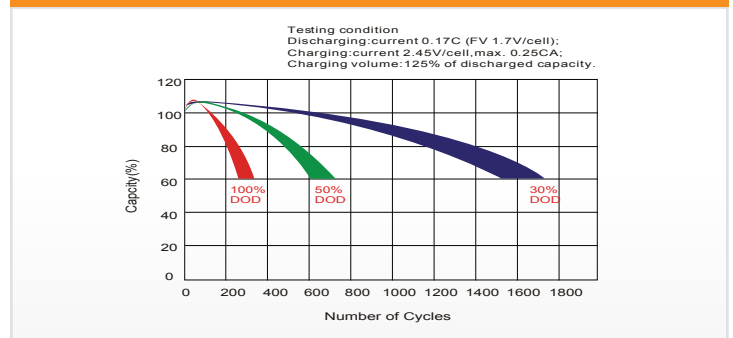
Charging Characteristics (cycle use)



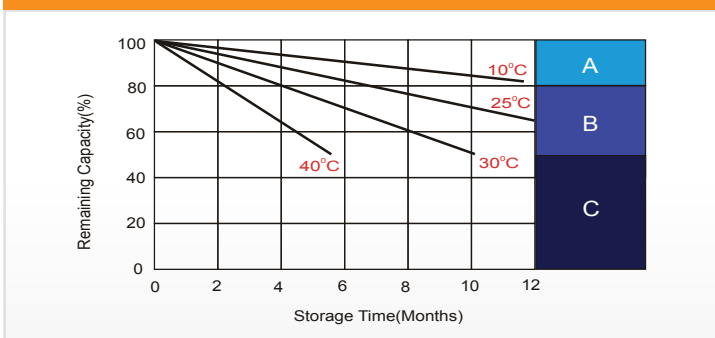
Temperature Effects in Relation to Battery Capacity



Cycle Life in Relation to Depth of Discharge



Self Discharge Characteristics



- A** No supplementary charge required
(Carry out supplementary charge before use if 100% capacity is required.)
- B** Supplementary charge required before use. Optional charging way as below:
1. Charged for above 3 days at limited current 0.25CA and constant volatge 2.25V/cell.
2. Charged for above 20hours at limited current 0.25CA and constant volatge 2.45V/cell.
3. Charged for 8~10hours at limited current 0.05CA .
- C** Supplementary charge may often fail to recover the capacity.
The battery should never be left standing till this is reached.

ALL DATA IS SUBJECT TO CHANGE WITHOUT NOTICE