



MUST[®]

Solar Inverter
100% PURE SINE WAVE SOLAR INVERTER

Battery	Charge V	Float V
Gel U.S.A	14.0	13.7
AGM-1	14.1	13.8
AGM-2	14.5	13.7
Sealed Lead Acid	14.4	13.8
Gel European	14.4	13.7

Control panel with a small LCD screen and several buttons.

PV3500 PRO Series (4KW-12KW)

Low Frequency Solar Inverter

Shenzhen Must Energy Technology Co.,Ltd.

Tel: +86 755 83657660 / 83658583

E-Mail: sales@must-solar.com

Web: www.mustsolar.com

MUST[®]

MUST®

PV3500 PRO Series (4KW-12KW)

Low Frequency Solar Inverter



INTRODUCTION

PV3500 PRO series is a multi-function inverter, combining functions of inverter and mppt solar charge controller, solar charger and battery charger to offer uninterruptible power support with portable size. The comprehensive LCD display offers user-configurable and easy-accessible button operation such as battery charging current, AC/solar charger priority, and selectable input voltage based on different applications.

FEATURES

- Smart LCD setting(Working modes, Charge Current, Charge voltage, etc.)
- Built-in MPPT solar charge controller 80A/100A/200A
- MPPT efficiency max 98%
- Powerful charge rate up to 140Amp
- DC start &Automatic Self-Diagnostic Function
- WIFI / USB monitoring function with free CD (wi-fi optional)
- Supporting AGS, BTS port
- Compatible to generator



Rated power
4KW-12KW



Battery Voltage
24V,48V



Wide AC input range
90-280VAC



Battery smart
charge design



3 times surge power
based on capacity
4KW-12KW



MPPT solar charge controller
80A / 100A / 200A



Multi protection

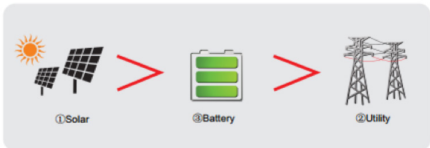


MONITORING SYSTEM

With USB can connect with computer monitoring the working stage and the data of PV, AC and battery. LCD setting is also available in computer.

DIFFERENT WORKING MODES (the sequence that the load get power from)
 You can choose different working mode based on your need.

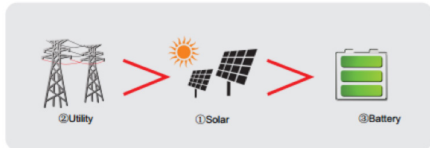
• SBU



• SOL



• UTI



INVERTER SYSTEM CONNECTION

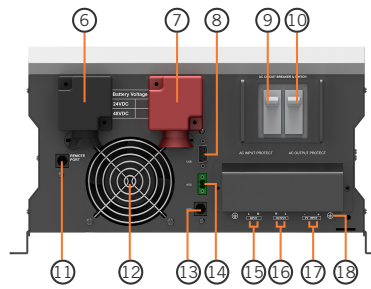
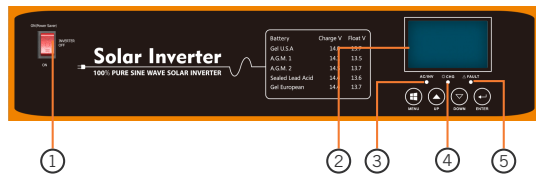
PV3500 PRO inverter system, it can work with battery as back up power for normal home power demands. which take use of sunshine freely and save lots electricity bill for you.

Solar Inverter System Connection:

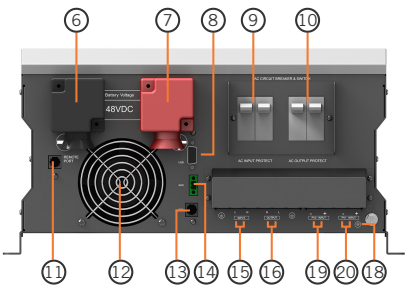
Power Inverter + Battery + Solar Panels + Grid + Application Loads

PV3500 PRO Series (4KW-12KW)

Low Frequency Solar Inverter



4KW-6KW



8KW-12KW

- | | | |
|--------------------------|--------------------------------|--------------------------|
| 1. Switch ON/OFF | 8. WIFI/USB communication port | 15. AC input |
| 2. LCD display | 9. AC input/Bypass breaker | 16. AC output |
| 3. AC/Inverter indicator | 10. AC output breaker | 17. PV input |
| 4. Charging indicator | 11. Remote control port | 18. Ground |
| 5. Fault indicator | 12. Fan | 19. PV2 input (optional) |
| 6. BAT- | 13. BTS | 20. PV1 input |
| 7. BAT+ | 14. AGS | |

MODEL		PV35 PRO-4K		PV35 PRO-5K		PV35 PRO-6K		PV35 PRO-8K		PV35 PRO-10K		PV35 PRO-12K	
Nominal Battery System Voltage		24V 48V		24V 48V		48V		48VDC		48VDC		48VDC	
INVERTER OUTPUT	Rated power	4KW		5KW		6KW		8.0KW		10.0KW		12.0KW	
	Surge rating(20ms)	12KW		15KW		18KW		24KW		30KW		36KW	
	Capable of starting electric motor	2HP		2HP		3HP		4HP		5HP		6HP	
	Waveform	Pure sine wave / same as input (bypass mode)											
	Nominal output voltage RMS	220V / 230V / 240VAC (+/-10%RMS)											
	Output frequency	50Hz / 60Hz +/- 0.3Hz											
	Inverter efficiency(peak)	>85%						>88%					
	Line mode efficiency	>95%											
Power factor	1.0												
Typical transfer time	20ms(max)												
AC INPUT	Voltage	230VAC											
	Selectable voltage range	90-280 VAC (APL)											
	Frequency range	50Hz / 60Hz											
BATTERY	Low battery voltage cutoff	20-24VDC for 24VDC mode (40-48VDC for 48VDC mode)											
	Low battery voltage recover	21-25VDC for 24VDC mode (42-50VDC for 48VDC mode)											
	High battery voltage cutoff	30VDC for 24VDC mode (60VDC for 48VDC mode)											
	High battery voltage recover	28.5VDC for 24VDC mode (57VDC for 48VDC mode)											
	Idle consumption-search mode	<30W when power saver on						<60W when power saver on					
AC CHARGER	Output voltage	Depends on battery type											
	Charger AC input breaker rating	40A		40A		50A		80A		80A		80A	
	Overcharge protection S.D.	31.4VDC for 24VDC mode (62.8VDC for 48VDC mode)											
	Maximum charge current	80A	60A	100A	70A	80A	100A	120A	140A				
BTS	Continuous output power	Yes Variances in charging voltage & S.D. voltage base on the battery temperature											
BYPASS & PROTECTION	Input voltage waveform	Sine wave (grid or generator)											
	Nominal input frequency	50Hz or 60Hz											
	Overload protection (SMPS Load)	Circuit breaker											
	Output short circuit protection	Circuit breaker											
	Bypass breaker rating	40A						63A		63A		63A	
SOLAR CHARGER	Max bypass current	40Amp						80Amp					
	Maximum PV charge current	80A						100A(200A optional)					
	DC voltage	24V/48V Auto work											
	Maximim PV array power	2000W	4000W	2000W	4000W	4000W	5000W(10000W for 200A optional)						
	MPPT range @ operating voltage(VDC)	32-145VDC for 24V mode,64-147V for 48V mode											
	Maximum PV array open circuit voltage	147VDC											
	Maximum efficiency	>98%											
Standby power consumption	<2W												
MECHANICAL SPECIFICATIONS	Mounting	Wall mount											
	Dimensions (W*H*D)	620*385*215mm						670*410*215mm					
	Net weight (solar CHG) (kg)	36		41		41		69+2.5		75.75+2.5		75.75+2.5	
	Shipping dimensions (W*H*D)	755*515*455mm						884*618*443mm					
	Shipping weight (Solar CHG) (kg)	56		61		64		82.5+2.5		89+2.5		92+2.5	
OTHER	Operation temperature range	0°C to 40°C											
	Storage temperature	-15°C to 60°C											
	Audible noise	60dB MAX											
	Display	LED+LCD											
	Loading (20GP/40GP/40HQ)	140pcs / 280pcs / 320pcs											